




UA Land Management
 HISTORICAL GROSS RECEIPTS SUMMARY
 FY87 - FY22

	FY87	FY88	FY89	FY90	FY91	FY92	FY93	FY94	FY95
UNIVERSITY TRUST LAND									
Land Sales	\$ 217,036	\$ 274,648	\$ 1,081,502	\$ 995,377	\$ 846,062	\$ 1,132,632	\$ 1,592,480	\$ 1,691,509	\$ 1,218,409
Leases: Land/Commercial/Residential	46,044	44,492	135,379	55,519	45,172	106,825	83,137	72,572	65,899
Permits & Fees	-	715	3,500	4,675	3,600	8,345	15,665	26,728	26,858
Timber Sales	30,297	44,268	8,939	1,093,062	896,253	971,251	2,084,944	6,813,647	3,278,271
Mineral Leases/Royalties	11,737	5,462	16,800	7,954	-	-	-	-	-
Oil & Gas Leases/Royalties	-	6,000	-	-	-	139,836	5,465	7,286	9,107
Material Sales/Royalties	8,000	36	14,056	(435)	2,000	4,042	54,298	12,866	12,300
Easements/Rights of Way	-	-	350	1,700	350	410	6,402	200	2,300
Miscellaneous	122,682	-	-	-	-	-	4,000	500	5,014
Total Trust Land Receipts	\$ 435,796	\$ 375,621	\$ 1,260,526	\$ 2,157,852	\$ 1,793,437	\$ 2,363,341	\$ 3,846,391	\$ 8,625,308	\$ 4,618,158
OTHER UNIVERSITY LAND									
Land Sales	\$ -	\$ -	\$ -	\$ -	\$ -	\$ 1,032,128	\$ 35,000	\$ 803,107	\$ 508,044
Leases: Land/Commercial/Residential	31,128	22,037	9,969	-	5,000	5,000	5,000	95,791	626,301
Permits & Fees	-	354	3,903	9,812	9,894	7,734	7,875	306,268	7,700
Timber Sales	-	-	-	-	-	-	-	-	-
Mineral Leases/Royalties	-	-	-	-	-	-	-	-	-
Oil & Gas Leases/Royalties	-	-	-	-	-	-	-	-	-
Material Sales/Royalties	8,166	47,585	14,539	36,721	57,247	24,530	37,278	43,297	36,075
Easements/Rights of Way	-	-	-	-	-	-	-	-	-
Miscellaneous	6,101	283,550	61,640	-	-	120	9,000	-	-
Total Other University Land Receipts	\$ 45,415	\$ 313,526	\$ 86,151	\$ 46,533	\$ 62,041	\$ 1,124,652	\$ 87,103	\$ 1,152,463	\$ 1,177,120

Q\$00602ch reW/hB/F2 876 Tf1 0 0 1 451 63358585858580295 7130,5599B1 803,107

UA Land Management
 HISTORICAL GROSS RECEIPTS SUMMARY
 FY87 - FY22

	<u>FY05</u>	<u>FY06</u>	<u>FY07</u>	<u>FY08</u>	<u>FY09</u>	<u>FY10</u>	<u>FY11</u>	<u>FY12</u>	<u>FY13</u>
UNIVERSITY TRUST LAND									
Land Sales	\$ 8,471,158	\$ 3,966,816	\$ 3,719,136	\$ 6,081,245	\$ 8,309,572	\$ 1,732,029	\$ 1,236,002	\$ 736,541	\$ 1,447,818
Leases: Land/Commercial/Residential	210,960								



UA Land Management
HISTORICAL GROSS RECEIPTS SUMMARY
FY87 - FY22

Average Total Receipts

Last 5 Yr. Average	\$ 7,695,430.52
Last 10 Yr. Average	\$ 8,836,118.12
Last 20 Yr. Average	\$ 8,461,085.02

Land Sales, incl Interest	\$ 127,401,747
Leases: Land/Commercial/Residential	60,905,763
Permits & Fees	2,948,629
Timber Sales	49,122,826
Mineral Leases/Royalties	423,442
Oil & Gas Leases/Royalties	2,114,331
Material Sales/Royalties	3,586,088
Easements/Rights of Way	2,188,747
Miscellaneous	722,713
Renewable Energy	-
Mitigation Mgt	-
	\$ 249,414,285

SPECIFIC